

### **The Xuan Kong Zhang Pai Origin of 60 Jia Ji Hang Palace Method**

Things are always in Cycle in accordance to 3 Cycles and Liu Jia theory. The ups and downs of a person are much dependable on the interaction of Yin and Yang with 5-elements. The kind and unkind energies as a result from the interaction would dictate and warrant certain outcomes accordingly.

In the era of Chun-Jiu civil war, Yin and Yang experts utilized predictive tools to anticipate the moments of enemies and to position their warfare. Pai Shu Ying De mentioned "During wartime, utilise 6 divisions of Peng Che with multiple of 10. Attacking the castle and barricading the county either from west or east is the critical role entrusted to the commander of warfare. The commander is relying on the predictive tools to make the call. "When the enemy is on **offence**, the Thunder Kua will dictate the number of army as well as the amount of war days to be arranged on the battle front; In Feng Che rain day, the commander will not send more than 8 multiple army to battle field, In Mou Che rain, not more than 6 multiple will be sent to the field, Kang Che rain day with no more than 4 multiple, Yam Che rain day with no more than 2 multiple and so on. When the enemy is on **defence**, on Din Zhe Day the proactive approach of attacking will be enforced."

Later in the era of Ching and Han, The Ying De concept has evolved into metaphysic development (Han Shu, Yi Wen Che). 7-script rolls of the compilation of Ying De with exertions of 5 elements were mostly lost. Xuan Kong Zhang Pai has the honoured to use the fine-tuned Jin Fang Bagua Palace theory to make full sense of ancient residues texts and discovered the connection between them. The amazing discovery in regards to the 60 Jia Ji Hang Palaces can be traced back to the Ying De methodology not only for warfare prediction but auspicious dates selection. In addition, this will serve as a wonderful predictive and forecasting methodology.

In the year 2007, Xuan Kong Zhang Pai for some reasons has managed to trace back the source of Ying De methodology. Accordingly, Pai Shu Ying De has its roots in Wartime BC 300, and Pai Shu Ying De has A, B and C volumes. The volume A has approximately 5,000 handwritten words in 2 columns. Right hand with 31 columns that used Chinese ink comprised with Heavenly Stems and Earthly Branches. The 'Yam Sen' Heavenly Stem and Earthly Branch together with two words of Zhang Czu can be found somewhere in the middle. On the left side was encrypted with "The 11<sup>th</sup> year king' and in which after verification was the King Han's title. This also proved that Pai Shu existed during his tenure with the version done by Liu Pang.

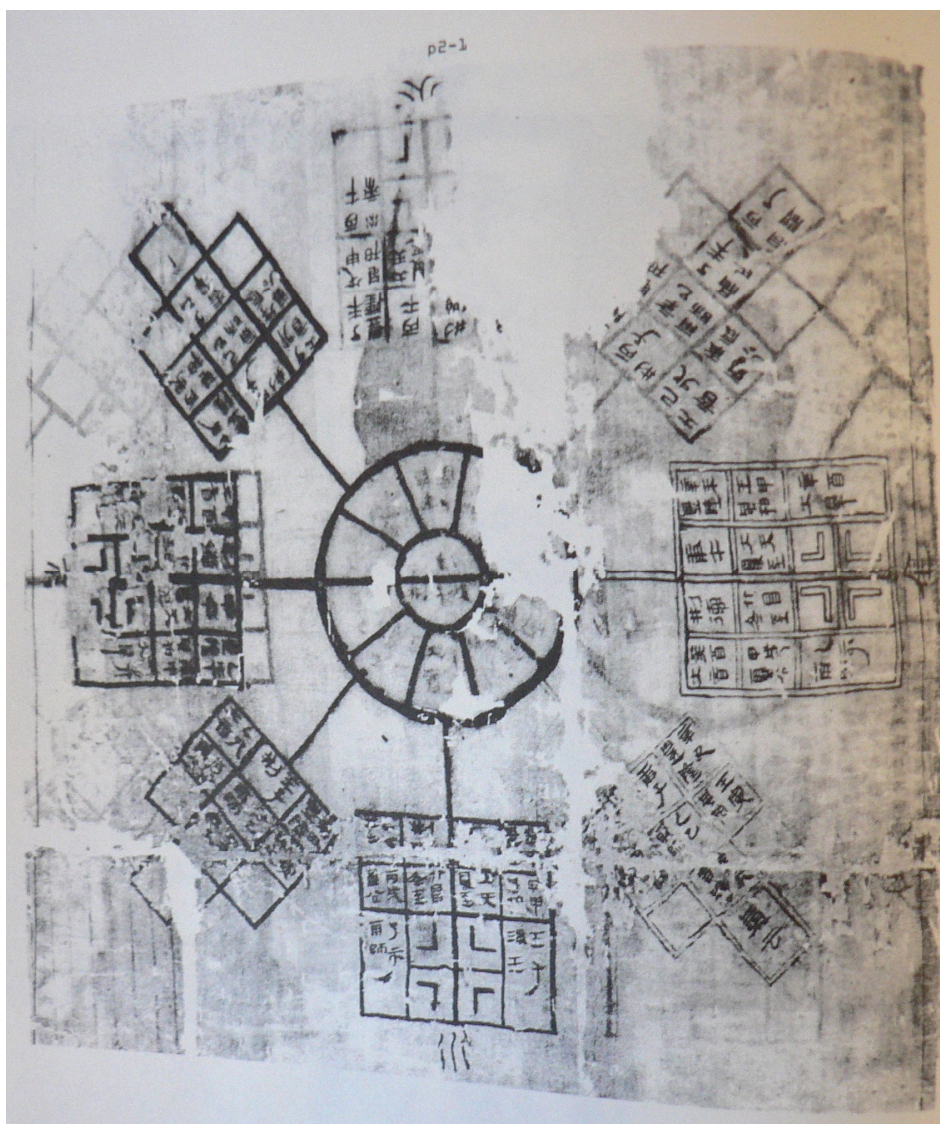
On the left side as well, the words 'Ying Mou Che, De Mou Nien' were written, together with four elements of metal, wood, water and fire, surrounded by eight

palaces with the words 'Ying De, Fong Long, Dai Yin, Lei Kong, Yi Shi, Feng Pou' deities and heavenly stems and earthy branches. Bottom column comprised the movements and explanation of Ying De and war fares strategies.

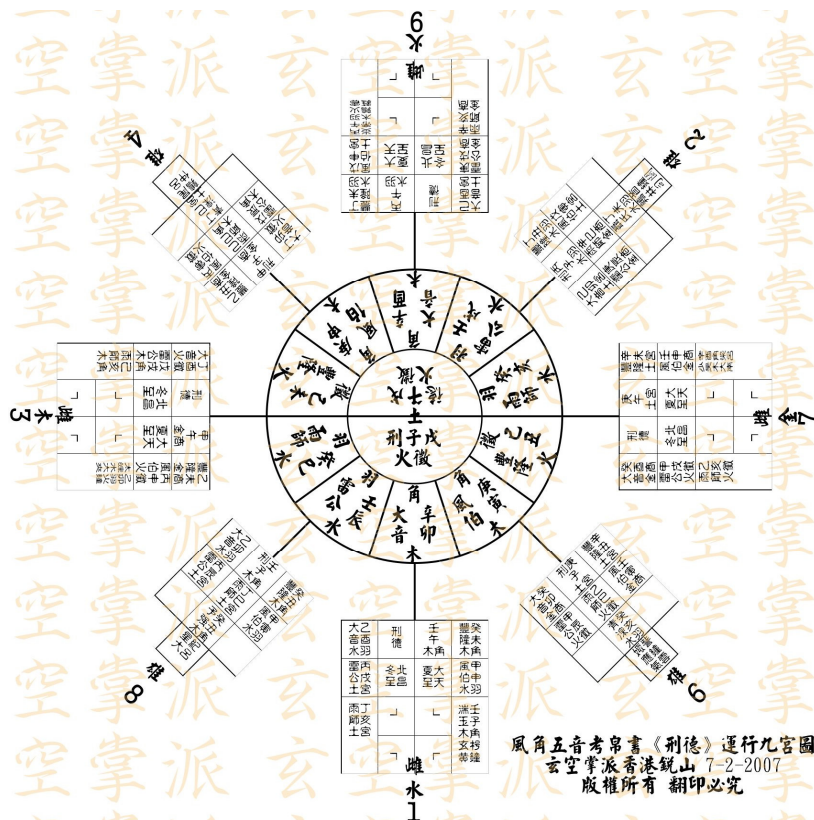

'Ying De' B volume is quite symmetrically to A volume , but a more tidy and properly kept version, the only different is the size of the word is larger in B volume. On the right side the words 'Ying De Nine Palaces Movement Diagram' were there together with the 60 heavenly stems and earthy branches. Instead of 'The 11<sup>th</sup> King' the words were replaced with 'Hau Siu Yuan' and that mean it was written during the tenure of King Hau Sin Yuan in the year of 'Ding Wei'. A much detailed descriptions of how the Ying De 'Nine palaces diagram' function was footnoted.

From the research of Ying De thesis, many scholars cannot seem to put the missing pieces together but Xuan Kong Zhang Pai discovered four new findings that were never touched or discussed upon before, nevertheless, the methods of discovery differ from the scholars. The scholars used the texts or words for your examination while Xuan Kong Zhang Pai is using the logic and rational of diagrams. Xuan Kong Zhang Pai discovery is using the 'enlightenment' approach that tap into the Ying De Nine Palaces structure's context, many similarities are found in the Jin Fang Bagua Palaces structure. ***Words and descriptions in the Ying De Diagram can be explained by using the Jin Fang Bagua diagram and that this not a coincidental but a discovery.*** Zhang Kong Zhang Pai is able to reorganize and fine tuned the 60 Jia Ji Hang Palaces for perfection.

1. Ying De Diagram of Moon positions
2. Ying De Diagram of 12
3. Ying De Diagram of 5 Sounds
4. Ying De Diagram of 5 Stars







Xuan Kong Zhang Pai

Grand Master Lau

Translated by Master Kerby Kuek

[info@misterfengshui.com](mailto:info@misterfengshui.com)

Fax: 852-2873-6859